



### Features:

- n Isolated mounting base 3000V~
- n Pressure contact technology with Increased power cycling capability
- n Space and weight saving
- n UL Recognized

### Typical Applications

- n Various rectifiers
- n DC supply for PWM inverter

V <sub>RRM</sub>	Type & Outline
800V	DSKx 800/08
1000V	DSKx 800/10
1200V	DSKx 800/12
1400V	DSKx 800/14
1600V	DSKx 800/16
1800V	DSKx 800/18

DSKx stands for any type of **DSKD**, **DSKE**

SYMBOL	CHARACTERISTIC	TEST CONDITIONS	T <sub>j</sub> (°C)	VALUE			UNIT
				Min	Type	Max	
I <sub>F(AV)</sub>	Mean forward current	180° half sine wave 50Hz Single side cooled, T <sub>c</sub> =100°C	150			800	A
I <sub>F(RMS)</sub>	RMS forward current					1256	A
I <sub>RRM</sub>	Repetitive peak current	at V <sub>RRM</sub>	150			45	mA
I <sub>FSM</sub>	Surge forward current	V <sub>R</sub> =60%V <sub>RRM</sub> , t=10ms half sine	150			22.0	kA
I <sup>2</sup> t	I <sup>2</sup> t for fusing coordination					2420	10 <sup>3</sup> A <sup>2</sup> s
V <sub>FO</sub>	Threshold voltage		150			0.80	V
r <sub>F</sub>	Forward slope resistance					0.18	mΩ
V <sub>FM</sub>	Peak forward voltage	I <sub>FM</sub> =2400A	25			1.60	V
R <sub>th(j-c)</sub>	Thermal resistance Junction to case	Single side cooled per chip				0.050	°C/W
R <sub>th(c-h)</sub>	Thermal resistance case to heatsink	Single side cooled per chip				0.024	°C/W
V <sub>iso</sub>	Isolation voltage	50Hz, R.M.S, t=1min, I <sub>iso</sub> : 1mA(MAX)		3000			V
F <sub>m</sub>	Terminal connection torque(M12)			12		16	N·m
	Mounting torque(M8)			10		12	N·m
T <sub>vj</sub>	Junction temperature			-40		150	°C
T <sub>stg</sub>	Stored temperature			-40		125	°C
W <sub>t</sub>	Weight				3310		g

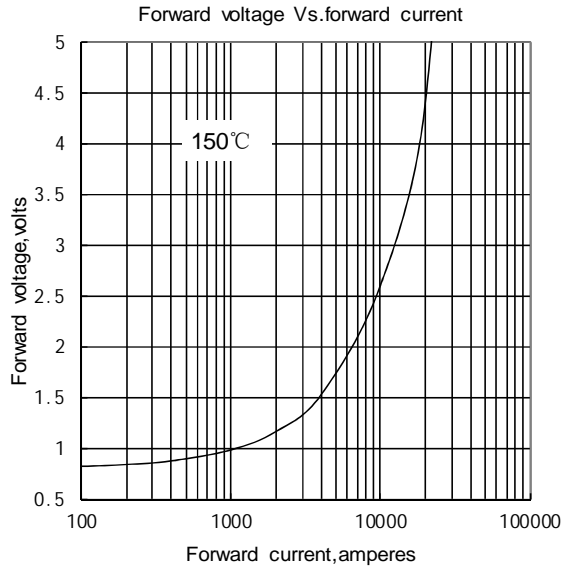


Fig.1

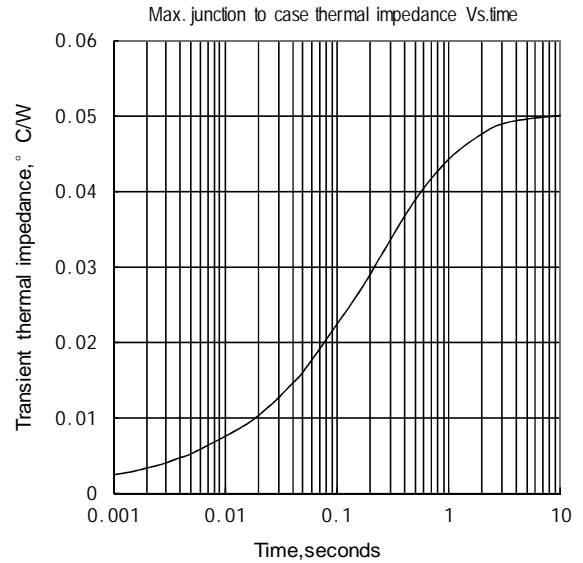


Fig.2

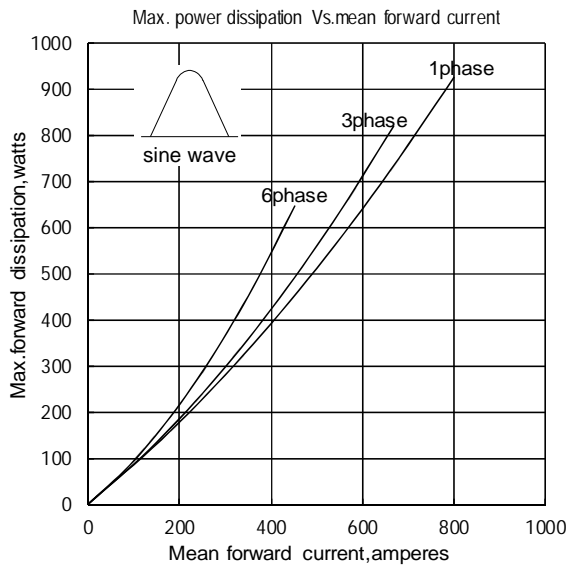


Fig.3

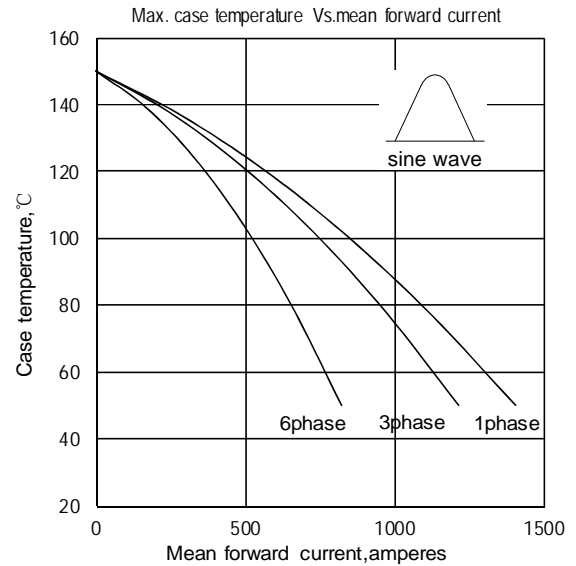


Fig.4

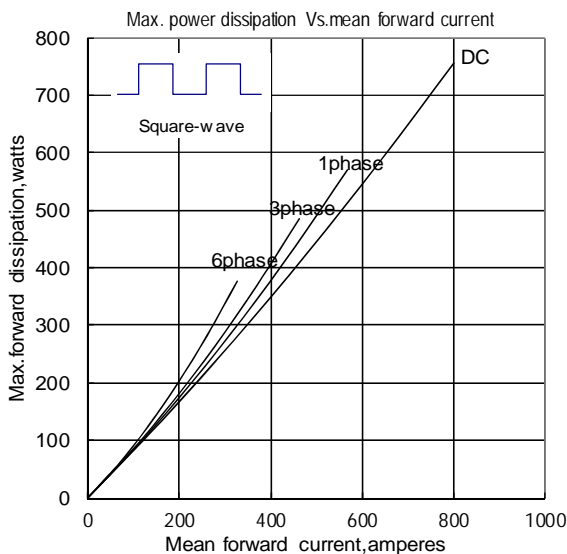


Fig.5

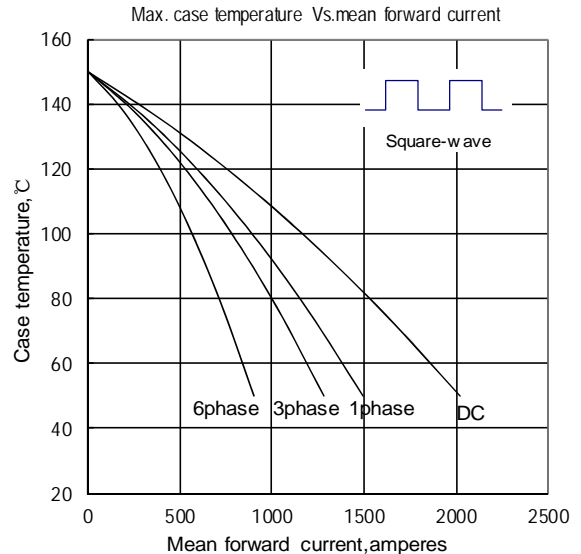


Fig.6

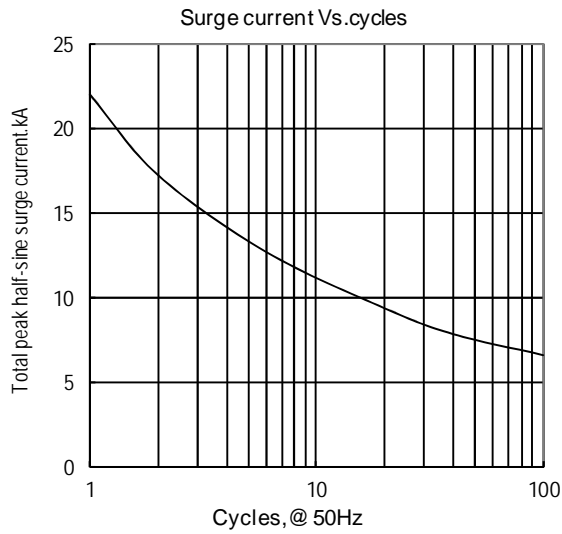


Fig.7

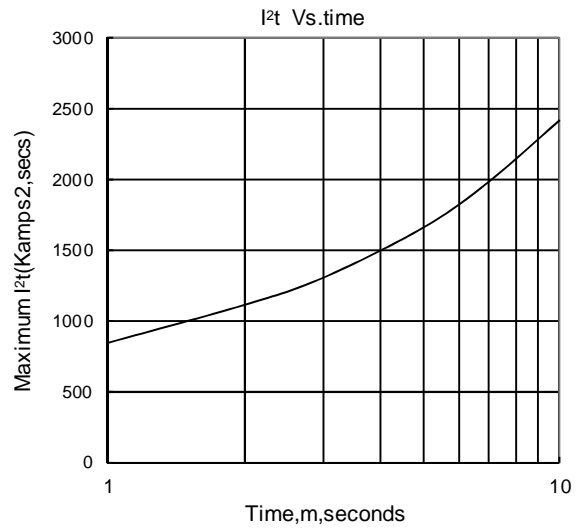
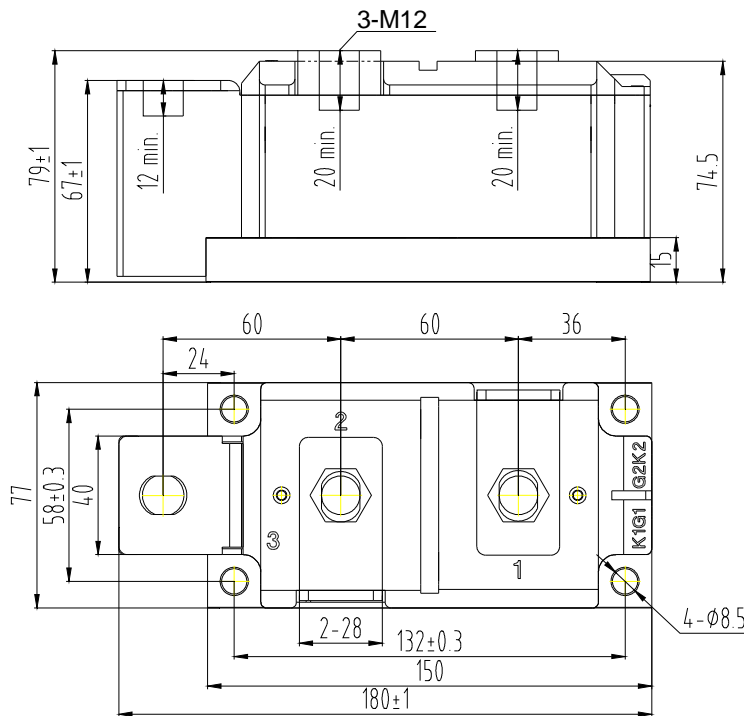


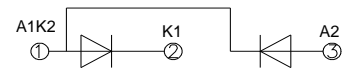
Fig.8

**Outline:**



Unmarked dimensional tolerance: ±0.5mm

**DSKD**



**DSKE**

